






Stroganoff with Prepared Meatballs

Enjoy a quick and satisfying meal with stroganoff made effortlessly using prepared meatballs, combining tender meatballs with a creamy sauce and savory mushrooms for a comforting dinner option.

INGREDIENTS

- 1 package (4.7 oz) PASTA RONI® Fettuccine Alfredo
- 12-14 oz prepared fully cooked meatballs, heated (about 16)*
- 1 ½ cups mushroom slices
- 1 cup frozen cut green beans
- 3 tbsp margarine, butter or spread with no trans fat
- 1 ¼ cups water
- ½ cup milk
- ½ cup chopped onion
- ¼ tsp ground black pepper
- ⅛ tsp ground nutmeg
- ¼ cup sour cream
- 1 tbsp chopped parsley (optional)

		
PREP TIME	COOK TIME	SERVES
10min	15min	4

PRODUCT



HOW TO MAKE

DIRECTIONS

In a medium saucepan, combine pasta and Special Seasonings, 1 ¼ cups water, ½ cup milk, 3 tbsp margarine, heated meatballs, mushrooms, green beans, onion, pepper and nutmeg; stir.

Bring to a boil; reduce heat. Gently boil, uncovered 5 to 6 minutes or until pasta is slightly firm, stirring frequently.

Sauce will be thin. Let stand 3 to 5 minutes for sauce to thicken. Stir in sour cream and sprinkle with parsley, if desired.